



**WORKSTATION CRANES**



**WORKSTATION JIB CRANES**




**WORKSTATION MONORAILS**



**FALL ARREST & RESTRAINT**

# ENCLOSED TRACK MECHANICAL HANDLING & SAFETY SOLUTIONS



met-track

## WORKSTATION BRIDGE CRANES


- Loads up to 4000lbs
- Bridge lengths up to 34ft
- Runway supports up to 30ft
- Ceiling & floor mount options
- Modular design
- Simple to install and extend
- Low cost
- Mixed capacity systems
- Motorized tractor units
- Telescopic bridges
- Cantilever bridges
- Track transfer units



### WORKSTATION JIB CRANES

- Wall & floor mounted jibs
- Capacities up to 1000lbs
- Spans up to 16ft
- Heights under beam (HUB) 12ft
- Rotations up to 360 degrees
- Modular design
- Simple to install
- Low cost
- In-track & tagline festoons
- Power & air rotation
- Mountable to 6" foundation Depth\*

\*Supplied with a Direct Mount Base Plate suitable for mounting to a 6" Reinforced concrete foundation.



### WORKSTATION MONORAILS

- Floor & ceiling mounted monorails
- Capacities up to 4000lbs
- Supports up to 30ft
- Modular design
- Simple to install and extend
- Low cost
- Motorized tractor units



### FALL ARREST & FALL RESTRAINT


- Ceiling Mounted Monorails
- Inverted 'L' Free Standing Monorails
- 'T' Frame Monorails
- Inverted 'U' Monorails
- Single Post Systems
- Swing Arm Systems
- Fold Away Systems
- Traveling Bridge Systems



**ALULIFT®**  
PORTABLE LIFTING  
**MOBILE GANTRY CRANE**

Dependable, Durable, Transportable Lifting Solutions to many applications.

- Lightweight Aluminum Construction
- Easy Build-Up & Break-Down
- Compact and Transportable
- Over 50 different models
- Capacities up to 4000lb
- Spans up to 20'



**Toll Free Tel:** 877-830-9803

**Email:** [sales@mettrack.com](mailto:sales@mettrack.com)

**Web:** [www.mettrack.com](http://www.mettrack.com)